

LIFE GUIDEBOOK FOR INTERNATIONAL STUDENTS AT BUCHEON UNIVERSITY

영어 | ENGLISH



CONTENTS

I. INTRODUCTION

- 04 ——— BUCHEON UNIVERSITY
- 04 ——— INTERNATIONAL EXCHANGE INSTITUTE

II. PROCEDURES FOR APPLYING & OBTAINING A VISA FOR STUDY ABROAD

- 05 ——— GENERAL TRAINING VISA (D-4)
- 05 ——— HOW TO APPLY
- 05 ——— VISA WAIVER

III. ARRIVAL IN KOREA

- 06 ——— IMMIGRATION PROCEDURES
- 07 ——— TRANSPORTATION

IV. STUDY ABROAD LIFE IN KOREA

- 09 ——— IMMIGRATION MANAGEMENT AFTER ENTRY
- 12 ——— HEALTH INSURANCE
- 14 ——— BANKING
- 15 ——— TRANSPORTATION
- 17 ——— COMMUNICATION SERVICE
- 18 ——— POSTAL SERVICE
- 20 ——— GARBAGE DISPOSAL
- 21 ——— COMMON SENSE OF STUDY ABROAD LIFE SAFETY

GLOBAL LANGUAGE CENTER OF BUCHEON UNIVERSITY

LIFE GUIDEBOOK FOR INTERNATIONAL STUDENTS AT BUCHEON UNIVERSITY

영어 | ENGLISH



I. INTRODUCTION

01. BUCHEON UNIVERSITY

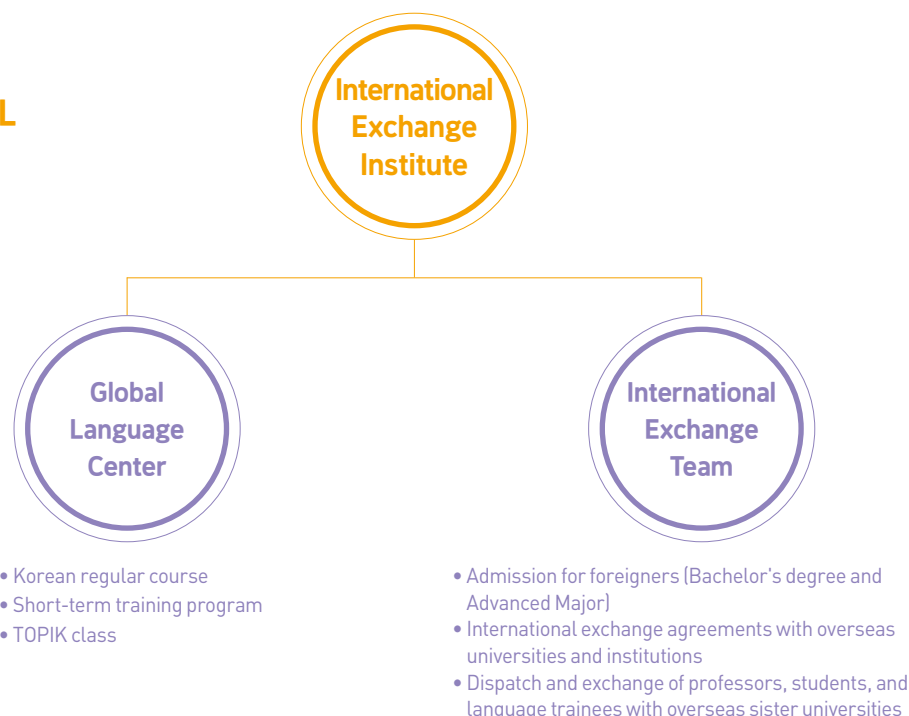
Mongdang Han Hang-gil (1897-1979), the founder of our university, was an independent leader who worked hard for the independence of the country under Japanese colonial rule. Our university, which celebrated its 60th anniversary in 2018, has been preparing for a new 60 years by looking back on its history from its foundation to the present. The seeds of all-round education that Mongdang Han Hang-gil, an independence activist and educator, planted with an educational mission to "Let's be a human being," sprouted up and grew thick leaves. Graduates are growing into solid timber that supports development in various fields of the society. The history of our university, which practice holistic education system and grow as a cradle of learning, is a great emotion and pride. It can be said that the last 60 years of our university have been a history of continuous achievements. With the vision for the future and all efforts to realize it, the achievements such as 'Selection of Specialized University', 'Selection of Excellent University for Structural Reform', and 'Selection of No. 1 University in Customer Satisfaction' by enduring the harsh initial educational environment are the results of our hard-working efforts together during the past history of Bucheon University. The journey of our university's development will continue in the future. In particular, we plan to spur the preparations to nurture self-directed, creative, convergence talents suitable for the era of the 4th Industrial Revolution. The history of our university's challenge and leap forward into the future which embraces the world begins now. The main character of that history is you.

- Website address of Bucheon University's International Exchange Institute ⇒ <https://dept.bc.ac.kr/itntn/index.do>

02. INTERNATIONAL EXCHANGE INSTITUTE

Organization

Global Language Center,
International Exchange
Team



II. PROCEDURES FOR APPLYING & OBTAINING A VISA FOR STUDY ABROAD

01. PROCEDURES FOR APPLYING & OBTAINING A VISA FOR STUDY ABROAD

Those who wish to study abroad must obtain a student visa through the Korean embassy or consulate in their home country after preparing necessary documents for entry to Korea when they receive the admission letter. The type of visa required differs depending on the applied course (regular degree course, language course, Korean cultural training, etc.) at Korean universities. Foreign students entering a regular degree course must receive a D-2 visa, and foreign students who wish to enroll in non-degree courses (language training, cultural training, industrial training, etc.) must obtain a D-4 visa. Detailed information on visas for study abroad is available on the website of the Korea Immigration Service (<http://www.immigration.go.kr/HP/IMM80/index.do>).

※ The term VISA may be familiar, but as it is the official term of the Korean Ministry of Justice, it is called "visa", so it is used in parallel.

1. General training visa (D-4)


- ▶ Those who study Korean at a university-affiliated language school
- ▶ Those who receive education at an educational institution other than an educational institution or academic research institution eligible for study abroad (D2)
- ▶ Those who study technology, skills, etc. at a national-public or public research institute, training center, or organizations, etc.

2. How to apply

- ▶ Submit application documents for visa issuance to the Korean Embassy (or consulate) by yourself

3. Visa Waiver

- ▶ Visitors who meet one of the following conditions may enter Korea without a visa.
 - Countries that signed the Visa Waiver Agreement
 - Visa-free entry by designation
 - Frequent immigrants
 - Travellers to third countries
 - Japanese tour/visit
 - Travellers to European tour through Chinese tourism
 - Visa-free entry to Jeju Island
 - Holders of re-entry permit
 - Holders of passports issued by international organizations [LAISSEZ-PASSER]
 - Holders of APEC Business Travel Card [Check at www.hikorea.go.kr for target countries and eligibility requirements]



III. ARRIVAL IN KOREA

3) Taxi

The taxi stand at the passenger terminal is located at the 4D ~ 8C bus stop in the passenger car boarding area on the arrival floor (1st floor) of the passenger terminal.



IV. STUDY ABROAD LIFE IN KOREA

01. IMMIGRATION MANAGEMENT AFTER ENTRY

1) Issuance of alien registration card

To stay in Korea for more than 3 months with a foreign nationality, you must visit the Korea Immigration Service or a regional branch of the Ministry of Justice that has jurisdiction over your address within 90 days after entering Korea to obtain an alien registration card. The issued alien registration card acts as an identification card in Korea.

- Required documents: Application form, passport, photo (taken within 6 months), certificate of enrollment, house contract, fee of 30,000 won, certificate of tuberculosis checkup (limited to eligible applicants)

2) Report of changing in residence location and alien registration details

Foreign students must always carry an alien registration card issued by the Immigration Office. In case of change in the contents of the 'Alien Registration Card' (changing in school, address, name, gender, date of birth, nationality, passport number, issuance date, expiration date, institutions or organizations of foreigners who have the general training visa (D-4) visa) must report to the Korea Immigration Service within 14 days from the date which the cause for notification occurred. If you do not report within 14 days, you must pay a fine for violating Article 35 of the Immigration Control Act. However, if only the 'address of residence' of a foreign student has changed, the foreign student can report about the change of the alien registration card at the district office having jurisdiction over the new residence.

- Required documents: Report form, passport, alien registration card, certificate of enrollment and certificate of expulsion from previous school (when changing school)

3) Re-entry permit

If a registered foreigner (excluding regulators) intends to re-enter after leaving the Republic of Korea for more than one year within the period of stay, he/she must obtain a multiple re-entry permit. Foreigners exempted from alien registration must obtain a multiple re-entry permit if they wish to re-enter the country after leaving for more than one year.

4) Visa extension

Visa extension (period of stay) can be applied to the competent immigration office from two months before the expiration date, and visa extension can be restricted if you violate the purpose of visa during the period of stay.

• Genral training visa (D-4)

- Required documents: Application form, passport, alien registration card, fee of 60,000 won, certificate of enrollment, transcript, house contract
 - ※ In case that the house contract is not under the student's name (a copy of the contractor's identification card, confirmation of providing the residence/accommodation)
- Restriction on extension: Frequent absence, concerns about illegal employment, and the disallowed for the purpose of long-term stay



IV. STUDY ABROAD LIFE IN KOREA

5) Part-time employment (part-time job)

(1) Qualification requirements

- ① International student enrolled in undergraduate or master's or doctoral programs at colleges or higher (D-2 visa)
- ② Student who has received language training for more than 6 months (D-4 visa)

(2) Documents to be submitted

Application form (signed and sealed by the student, the person in charge of studying at the university, the employee), passport, alien registration card

(3) Allowed time

You can work part-time up to 20 hours per week and up to 2 locations from Monday to Friday during a semester.

(4) Precautions

- ① Limited occupations that can be done as a student status according to social norms
- ② If you are caught working part-time without reporting to the immigration office, you may be fined and forced to leave the country.
- ③ Employment qualification of a conversation instructor: Those who meet the requirements for a conversation instructor (E-2) (academic background with a bachelor's degree or higher graduated from an overseas university or higher)
- ④ In case of non-payment of wages, you should report to the Ministry of Employment and Labor so that the delayed wages can be received. If you can't handle it on your own, you should ask your school staff or friends for help. (Internet access, http://www.molab.go.kr/intro/intro_2010/intro.html, Tel. 1350)

(5) Reporting instructions for private tutoring

If you want to teach conversation at an academy, you must have a bachelor's degree or higher, but you need to be careful as private tutoring is not allowed except in special cases. The status of sojourn for private tutoring are residence (From a~c of F-2)/overseas Koreans (F-4)/permanent residency (F-5) while the other visas are prohibited. As a result of the guidance and crackdown on private academies, there were voices of concern about illegal private tutoring by some foreigners. Therefore, the qualification to report private tutoring was announced. Foreign students should refer to the followings to ensure that private tutoring is not conducted illegally. (Penalty for violation: Imprisonment for up to 1 year or 5 millions won)



6) Change of sojourn

1) D-4 (Training), C-3 (Short-term comprehensive) visa, etc. → D-2 (Student) visa

- ▶ Required documents: Application form, passport, alien registration card, fee of 130,000 won, standard admission letter, copy of bank account at least 12,000 USD (non-metropolitan area) or 13,000 USD (metropolitan area), certificate of tuition payment, certificate of final education (if necessary), family register book (Chinese)

2) D-2 (Student) visa → D-4 (Training) visa

- ▶ Required documents: Application form, passport, alien registration card, fee of 130,000 won, admission letter of the language school, receipt of tuition payment, bank balance statement (more than 5,000 USD)

7) Status of the immigration office

Organization's name	Jurisdiction's areas	Address	Tel / Fax
Incheon Immigration Office	Incheon Metropolitan City (except Incheon International Airport), Bucheon City, Gimpo City	{1-31 Hakdong 7ga} 353 Seohae-daero, Jung-gu, Incheon	T. 032-890-6406 F. 032-890-6400

※ Before visiting the immigration office, you must reserve a visit time through the website. D Representative website <http://www.immigration.go.kr>



02. HEALTH INSURANCE

1) National Health Insurance

In order for international students to receive medical insurance coverages at Korean hospitals, they must sign up for the health insurance through the National Health Insurance Corporation (<http://www.nhic.or.kr/portal/site/eng>). In order to receive medical insurance benefits, international students must register the alien registration; the international students themselves, their spouse and children under the age of 20 can also benefit from the insurance.

To apply for the health insurance, you must complete the alien registration at the Korea Immigration Service and submit documents proving the purpose of sojourn to the branch of the National Health Insurance Corporation. Other information about the health insurance for international students can be found through the English Call Center Service (Tel: 02-390-2000) provided by the National Health Insurance Corporation.

Division	Contents
Applicable to	Foreigners residing in Korea with student visa (D-2), general training visa (D-4), their spouse and children under the age of 20 ※ Payment per household regardless of the number of families
Acquisition date of insurance eligibility	Alien registration date
Required documents	Report of eligibility acquisition such as alien registration card, etc. ▶ Documents proving the purpose of sojourn (copy of alien registration card or domestic residence card) ▶ In case of having income: Documents that can verify your income, such as a statement of income
Insurance fee premium criteria	Applied retroactively to the date of alien registration when reporting eligibility acquisition ▶ Insurance premium will be imposed for temporary departure within 3 months from the date of first alien registration. ▶ For more than 3 months, it will be lost on the next day of departure. It must be re-acquired on the date of entry, and insurance premiums are not charged during the departure period. - Expenses: 30% reduction in insurance premiums for international students (D-2)
Insurance fee	Approx. 43,490 won per month (Alien registered from 1 March, 2021)
How to use the hospital	Same as Koreans
Insurance premium collection method	Automatic transfer (account, card), homepage, Corporation's branches banks

2) Accident Insurance for International Student

In Korea, insurance companies operate accident insurance as a medical support system for international students. Accident insurance covers 6 months and students pay insurance for a fixed amount of six months; it is a system which refunds a full amount after excluding a certain amount if students ask the insurance company to pay for the incurred expenses after paying the hospital bills in case of a disease or injury.

(1) Application process and preparation documents

Any international student can join; international students can search the insurance products and apply directly or request to the school attending.

(2) Insurance premium

The amount of accident insurance varies depending on the insured amount in case of an injury or illness. In general, the accident insurance is about 100,000 won a year for international students who can receive 10 millions won in case of an injury or illness.

(3) Coverage of Warranty

- ▶ Injury death or aftereffects disability: Death or aftereffects disability caused by sudden and accidental external accidents during travel
- ▶ Actual injury medical expenses (Overseas): In case of injury caused by an accident while traveling and treated by a doctor at an overseas medical institution as a result, the insurance coverage amount will be limited to the actual expenses covered by the insured within the limit of the amount of insurance coverage.
- ▶ Actual injury medical expenses (domestic hospitalization): In case of hospitalization and treatment at a domestic medical institution due to an injury while traveling, compensation for hospitalization medical expenses with limited insurance coverage per injury as follows, compensation for various expenses such as hospitalization, hospitalization fees, hospitalization expenses, hospitalization surgery expenses, etc.
- ▶ Actual injury medical expenses (domestic outpatient): In case of medical treatment by visiting a domestic medical institution due to an injury while traveling, the deducted amount per visit is deducted and the insurance coverage is compensated up to the limit.
※ Deducted amount: 10,000 won for clinics, 15,000 won for hospitals, 20,000 won for general hospitals
- ▶ Actual injury medical expenses (domestic prescriptions): If you go to a domestic medical institution due to an injury while traveling and receive a prescription, the deducted amount per prescription will be subtracted and the insurance premium will be compensated.
※ Deducted amount: 8,000 won
- ▶ Genius injury death, aftereffects disability: In case of injury caused by an earthquake, eruption, tsunami, or similar natural disasters while traveling, compensation is paid to the limit in case of death or subsequent disability due to the injury.

(4) A claim of insurance amount

Once you apply for the insurance and go to the hospital due to illness or injury, international students can receive a full refund, excluding a certain deducted amount, simply by collecting all the receipts paid to the hospital and receipts for prescription drug purchases and sending them to the insurance company.

(5) Precautions

In order to apply for the international student insurance, it is recommended to check in advance whether you have any diseases and use insurance products with high guarantees depending on the situation. When applying for insurance products, it is advisable to read the terms and conditions of the products carefully, check the parts that are covered and those that are not as well as the amount of compensation.



Tip Using the university's health center

If you need medicine for a mild cold or headache, you don't need to visit a pharmacy or hospital. In particular, if you are an international student, it is wise to visit the health center in your university. The university's health center is equipped with general cold medicines, headache cures, digestive medicines, and medications to treat minor injuries; and a health worker called a nurse. If you are a student of a university, you will not be charged for any medications.

03. BANKING

In South Korea, various financial services such as deposits, funds and insurance products are available through multiple financial institutions. However, financial transactions must be applied to strict domestic regulations, and in some cases, financial transactions of foreigners staying in South Korea may be restricted based on those regulations. Especially in the case of foreign exchange transactions, documents and transaction limits are applied according to the type of transaction, so it is necessary to pay attention to the related regulations.

1) Opening an account

Opening an account for a foreigner is divided into resident foreigners whose income source is domestic and non-resident foreigners whose income source is overseas. Whether or not foreign funds flow into the country and domestic funds flow out overseas should be prioritized when opening an account for foreigners. When trading at Korean bank, you can make the transaction smoother if you keep the following domestic regulations. All bank transactions must be carried out by the person himself/herself directly at the branch office (domestic financial real name system). Especially for foreign customers, if you are a domestic resident, you must bring your alien registration card (or residence card for your compatriots). If you are not a resident of Korea, there are restrictions on the amount of money you can deposit or withdraw at the bank. When a foreign tourist or non-resident makes the following transaction in Korea amount can be made only within the range of the foreign currency amount redeemed by the customer in the country or the range of income generated, in which case. You must bring the relevant documents.

- You can only open an account and issue a debit card.
 - Deposit and overseas money transfer
 - Preparation documents: Certificate of income generated or certificate of foreign exchange sale (passport)

2) Money transfer

When a foreigner wants to send money abroad, you can send it at a nearby bank. It is possible to send money within the range of 50,000 USD (remittance + exchange) per year through a designated transaction foreign exchange bank, and if there is a document proving the acquisition process of the remittance fund, it is possible to remit within the range of acquired income. Fees and restrictions vary from bank to bank, so it's a good idea to select and compare several banks. When sending money to a foreign bank account, you can send money quickly and easily via telegraphic transfer. Write the recipient's name, address, bank account number, bank name and branch name, etc. in English.

3) Currency exchange

Forex and Traveller's Checks can be easily exchanged for Korean won at all Korean banks including foreign exchange banks and exchange offices such as airports with a passport, and you can exchange up to 10,000 USD per entry. It is possible. The exchange rate is not fixed and fluctuates depending on market conditions.

- Reference site Yahoo Finance : <http://finance.yahoo.com/currency>
Hana Bank: <http://www.keb.co.kr/main/en/>
- Inquiries Currency ARS Service: (Tel) 02-1544-3000 (# 3) / 02-1588-3500 (# 3)

04. TRANSPORTATION

1) Bus

(1) City bus

City buses are available in most parts of South Korea, regardless of the size of the city. However, the operation system in each region is different, the number of operations and charges are also different. In the case of typical Seoul, there are many consumers, so a relatively large number of buses are operated and there are various types of buses. (Refer to Seoul City Bus) Even in metropolitan cities, the system allows you to use the bus to every corner of each area without any inconvenience. The fare varies depending on the area, distance, and age, but it is generally between 700 to 1800 won. When a general adult uses a city bus, it can be used by paying a fare of 1000 won or less. Bus-related information in major cities can be confirmed via the following sites.

Seoul City Traffic Information Center
<http://bus.go.kr/>

Incheon Transit Corporation
<http://www.intis.net/>

Busan Information Management System
<http://bus.busan.go.kr/>

Daegu Bus Information
<http://businfo.daegu.go.kr/>

Gwangju Metropolitan City Bus Operation Information
<http://bus.gjcity.net/>

Daejeon City Bus - Odsay
<http://www.odsay.com/other/DaejeonBus/>

● Seoul city bus fare

Type	Cash			Transportation card		
	Adult	Youth	Kid	Adult	Youth	Kid
Blue Bus	1,150 won	1,000 won	450 won	1,050 won	720 won	450 won
Green Bus	1,150 won	1,000 won	450 won	1,050 won	720 won	450 won
Red Bus	1,950 won	1,800 won	1,200 won	1,850 won	1,360 won	1,200 won
Yellow Bus	950 won	800 won	350 won	850 won	560 won	350 won
Shuttle Bus	850 won	550 won	300 won	750 won	480 won	300 won



(2) Subway fare system

Seoul and Gyeonggi-do will be charged according to the total distance traveled under an integrated fare system. Based on adults, 1,050 won will be added within 10km, 100 won will be added every 5km between 10 and 40km, and 100 won will be added every 10km when the distance exceeds 40km. When using the ticket, add 100 won to the transportation card fee. Youth are discounted by 20% of the regular fare (basic fare is 720 won), and children are charged 50% of the regular fare (basic fare is 450 won). Purchases can be made at ticket offices and vending machines.

Type	Transportation card	One-time ticket
Adult	1,050 won	1,150 won
Youth	720 won	1,150 won
Elementary school students	450 won	500 won

Tip. Using T-MONEY is convenient and can save money.



Unlike conventional memory cards, it is a contactless smart card with a CPU that can perform operations on its own, and can be used on public transportation such as buses, subways, and taxis, etc. In addition, it

is possible to transfer from a bus to a subway, from a subway to a bus, or from a bus to another bus.

The fare is applied up to 10km of basic distance, and 100won will be charged for every additional 5km in the 10km-40km section, and 100won will be charged for every 10km over 40km. The basic distance of the red bus is 30km, and the basic fare is applied up to 30km, and an additional 100won will be charged every additional 5km. The number of transfer can be used is 4 times, and you must touch your transportation card and get off the bus to receive the transfer discount benefits. The valid time for transferring is within 30 minutes (21:00-07:00 on the following day) after getting off. The types of transportation cards are as follows.

General card	The most basic card that the card owner uses as a rechargeable card by charging a certain amount in advance
Discount card	A card that has previously been absorbed and issued to teenagers and children.
Credit card	You can use a transportation card without a separate charge by integrating it with T-money as credit card is available, and a late payment will be charged by adding to the amount of the card after use.

※ Card usage and inquiries: Homepage www.t-money.co.kr/ Customer Service Center 1644-0088
Cards can be purchased and recharged at each ticket office or convenience store.

05. COMMUNICATION SERVICE

1) High-speed internet


Three companies that can apply for high-speed Internet are Olleh KT, LG Powercom, and SK Broadband. Make a subscription inquiry by phone, or visit your home from an internet company to connect to your home after registering as a member on each website. Wired internet to use the service is a wired device, wireless. The initial installation cost is 30,000 won, and the monthly service charge is usually about 25,000 to 30,000 won (excluding VAT), and the usage fee varies depending on the company and the selected product. Normally, the service usage fee is discounted for 1-year, 2-year, and 3-year contracts, but if you cancel within the contract period, the normal fee will be applied and you will need to return the discounted fee you have received so far. In this case, the rental fee for the wired device (modem) and the usage fee for the wireless device (AP) must be paid separately.

Company	URL	TEL
Olleh KT	www.olleh.com	Landline: 100 without an area code (free of charge) Mobile phone: Area code +100 (charged) 1588-8448 (English Contact)
LG U+	www.uplus.co.kr	101
SK Broad-band	www.skbroadband.com	106 without an area code / 080-8282-106 #3 (English contact)

※ Usage fee - The basic fee consists of service usage fee (monthly payment), installation fee, terminal device (modem) usage fee (monthly payment), and contract period fee discount is applied. If you subscribe to the event period of an affiliated company, there are merits such as discounts and free gifts.

2) Internet cafe (PC room)

Even in small towns around Seoul, you can easily find places where you can use the Internet, such as "PC arcades" and "Internet cafes." Often referred to as "Internet cafes," the names of such "Internet cafes" include words such as "cyber," "net," and "internet plaza." If you need to use the internet to send e-mail, surf the internet, create documents, output, etc., it is convenient to use an internet cafe near your place of residence, but at a relatively low price. Can be done. The usage fee is 1,000 to 1,500 won per hour, and it is more reasonable if you purchase the membership or go at night.



3) Mobile phones and telephones

(1) Mobile phone

As the population of mobile phone users grows day by day, mobile companies are trying to attract customers by providing various services such as camera, video, and video calls in addition to calling and text services. Representative mobile agencies in South Korea include SK Telecom, KT Olleh, and LG Telecom. English services are provided on the homepage of each mobile agency, so you can check products and price information. Foreigners need documents such as passport and alien registration card to open mobile, so when you apply, bring the applicant's documents and the agent's ID card to see the agent.

SKT	<ul style="list-style-type: none"> Join after paying the deposit English Contact : 080-2525-0111
Olleh KT	<ul style="list-style-type: none"> No deposit but Korean credit card/bank account is required, there also has the prepaid phone system. English Contact : 02-2190-1180 or 1538 (Free when calling on KT mobile phone) Foreign Olleh shop : http://global/olleh.com
LG U+	<ul style="list-style-type: none"> There are no conditions from Korean, but you must have a bank account. English Contact : 1544-0010

Each mobile agency offers different rate plans based on the customer's lifestyle and lifestyle pattern, so it can be designed according to the needs of the individual. Fees can be paid by various methods such as direct debit, credit card payment, (GIRO) payment, CD/ ATM payment, and online remittance.

06. POSTAL SERVICE

1) Postal service

To send letters, postcards, parcels, etc., you can put them in the nearest mailbox or visit the post office directly to go. For non-standard envelopes and postcards, you must visit the post office. Logistics services can be used not only the post office, but also through DHL, Federal Express, UPS, Hanjin Courier Service, EMS, etc.

● Logistics service company

Company	TEL	HOME PAGE
DHL Korea	1588-0001	www.dhl.co.kr
FEDEX	080-023-8000	http://www.fedex.com/kr
UPS	1588-6886	http://www.ups.com/content/kr/en/index.jsx
Hanjin Courier	1588-0011 (International courier)	http://hanex.hanjin.co.kr
EMS	1588-1300	http://www.epost.go.kr

2) Delivery service

Recipient delivery service is more expensive than regular mail, but has the advantage of safe and fast delivery. In addition, the risk of loss is low because the recipient's contact information is left. From documents to parcels From the sender's door to the recipient's door, the courier will visit you directly receive it, and deliver it anywhere in the country the day after it is received. (However, in some areas except holidays and anniversaries, books, and areas with inconvenient transportation such as mountainous areas, the shipping date may be delayed 1 to 2 days.) In addition to telephone application, you can make a reservation in advance after registering on the homepage of each delivery company. In the case of post office delivery service, you can go to the post office and apply directly to the customer. The courier fee varies depending on the receiving area, the type and size of the goods, the condition of the cargo, the quantity, etc. Inquire on the homepage of each courier company.

- ▶ The post office courier will be delivered the day after it is received, and the shipping service to Jeju Island will be shipped within 2 days.
- ▶ The size is provisional depending on the length, width, and height, and even if either the weight or size exceeds the standard, the excess charge will be applied.
- ▶ The same region is an area where delivery and order are same. Other region and Jeju region is an area except the same region. (Distribution area divided into 9 cities/provinces including Seoul and Incheon/ Gyeonggi/ Busan and Ulsan and Gyeongnan/ Daejeon and Chungcheongnam-do/ Chungbuk/ Gwangju and Zennan/ Daegu and Gyeongbuk/ Jeollabuk-do/ Gangwon-do/ Jeju, etc.)
- ▶ The charge for delivery to other regions from Jeju, it is applied to Jeju region. Other regions is applied to the charge of the same region, other region and Jeju region for each.

● Delivery company

Company	TEL	HOME PAGE
Hanjin Courier	1588-0011	http://www.hanex.hanjin.co.kr
Korea Express Courier	1588-1255	http://www.doortodoor.co.kr
Korea Express Courier	1577-4577	http://www.kgbis.co.kr
Rosen Courier	1588-9988	http://www.ilogen.com
Post delivery service	1588-1300	http://parcel.epost.go.kr



07. GARBAGE DISPOSAL

Garbage separation is a system that uses standard plastic garbage bags and discharges waste according to the amount of waste discharged. By paying the disposal cost, the amount of waste is reduced and recycling is guided to the maximum separation and discharge. So, it has been in force since 1995. Need to separate and recycle food, paper, plastic, PET bottles, cans and metal scrap, Styrofoam, vinyl, etc., and the rest of non-recyclable general waste is purchased in standard plastic garbage bags and thrown away. Garbage collection methods vary slightly from region to region, so please contact the ward office or residents of your area for details.

1) Fine for violation

- ▶ The amount of garbage dumped without permission is 100,000 to 1,000,000 won, which varies from autonomous region to autonomous region.
- ▶ If general garbage and kitchen waste are not separated, a fine will be charged according to the number of violations. (It depends on each autonomous region.)

2) Emission and collection time

- ▶ Discharge date: Since the discharge date is different for each autonomous region, please contact the nearest ward office. The days of the week for recycling and general household waste are all the same.
- ▶ Discharge time: From sunset to midnight.
- ▶ Collection time: Contact the relevant ward office.

3) Collection place

- ▶ In the case of a private house, in front of the entrance.
- ▶ In the case of an apartment, garbage collection box Garbage disposal.

※ You can easily buy standard plastic garbage bags at supermarkets and convenience stores.

Tip.



International students should buy the white standard plastic garbage bags for household use, and be careful not to buy the yellow bags for business use. In the case of recycled waste, you do not need to buy standard bags, but you must dispose them separately. In addition, since the standard garbage bags available for each area are different so if you move, you must purchase and use the standard garbage bags in the area.

08. COMMON SENSE OF STUDY ABROAD LIFE SAFETY

- ▶ After finishing your admission procedure, when you will change your information, you must let your teacher and the person in charge know them. If it is difficult or special to contact your family, communicate your situation through friends and relatives so that your family does not worry. Be sure to notify your family when you change your phone number, address, or email. Then, in compliance with traffic regulations and paying attention to safety, when an accident occurs, report it to the police and handle it.

1) Asset management

- ▶ In order to properly manage your personal belongings and money, do not expose them well to others.
- ▶ Keep large amounts of money such as tuition and living expenses in the bank and carry only the minimum amount of cash with you.
- ▶ If you store your cash in a dormitory, self-catering room or at home, you must be careful as it can be lost or stolen.

2) Indoor safety


- ▶ When looking for a house, you must pay attention to the surrounding environment and fire safety conditions.
- ▶ You have to lock the door tightly day and night. When visiting by telephone, water, or gas, you must confirm the identity of the other person before opening the door. Even if a door-to-door salesperson comes, you must confirm it.
- ▶ You must check water and gas when you go out and before going to bed.
- ▶ If you find a suspicious person or a suspicious vehicle, you must call the police and lock the door.
- ▶ If you lose your key, contact the landlord and ask them to change the lock.
- ▶ If you keep important certificates, you will be able to reissue the information in a short time if you lose it.
- ▶ Get in the habit of carrying a key, and when you go out, you need to be careful about locking the door even if you leave your seat for a while, and carry the key with you.

3) Internet crime

Common Internet crimes refer to acts such as gambling, sexual assault, intimidation, managing fraud, leakage of personal information, and illegal site management using the Internet. (Internet threatening crime is an act of attacking the other party using the Internet. An act of attacking a computer system using an Internet virus or spam mail is also a crime.)

4) Protection Law concerning the use of Internet information and communication

- ▶ Anyone who uses the message to damage others will be punished by imprisonment with work for not more than 3 years or a fine of not more than 20 million won.
- ▶ You must collect personal information, injure others, leak information from others, damage or damage a third party, imprisonment for up to 5 years, or pay a fine of up to 50 million won.
- ▶ For acts such as illegal photo dissemination, fraud, and illegal distribution on the Internet, you must be imprisoned for up to 1 year or fined up to 10 million won.
- ▶ According to the "Youth Protection Law" movie, "video publication", "game", and "music" regulations, the above products can be sold unless it is clearly stated whether they can be used by young people.



IV. STUDY ABROAD LIFE IN KOREA

5) Financial crime

- ▶ If someone ask your passport number, card number, password etc. by phone, be careful about fraud. Also, prevent international students from being involved in crime.
- ▶ Manage IDs and passwords related to Internet banking so that they will not be disclosed to others. Also, thoroughly manage official certificates.

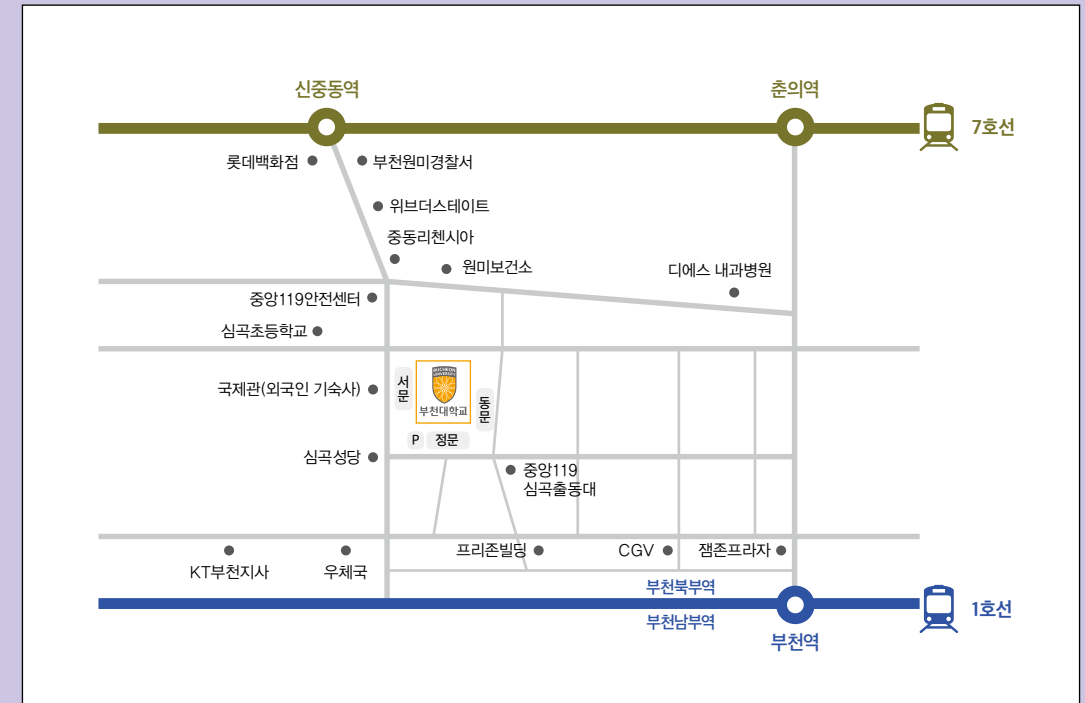
6) 4 conditions for self-protection

- (1) Carry only a small amount of cash in your wallet and keep a large amount of cash in the bank. Please note that it is dangerous to keep it in the dormitory or leave it to others.
- (2) Do not easily lend money to others. Many students may lend or borrow money to friends or others. However, after that, problems often occur with the person who borrowed the money.
※ Do not tell others about your bank deposit balance or your parents' property.
- (3) Don't look for a house only considering low cost. Houses listed too cheap, even through a real estate agency, should not be contracted. In such cases, the area may be problematic and crime-prone.
※ Dormitory and Goshiwon do not manage student personal belongings. Students are required to take out medical insurance by thoroughly managing their personal belongings.
- (4) In case of emergency, report it to the police (112). If you feel hurt or threatened, you should report it to the police as soon as possible. For example, when you meet a robber outside of school, you should report it to the nearest police station. If an item is lost in the school, you must notify the school security officer. In addition, you witness any criminal activity, you must report it.
※ In case of an emergency accident, you must notify your advisor, the International student management office, the student council, or the consulate of each country.

7) Where you can get legal support

- ① Legal Relief Corporation (www.klac.or.kr, Tel. 02-532-0132): There are 18 branches, 63 branch offices and 40 branch offices, and you can consult about legal issues such as civil and criminal matters free of charge. can.
- ② Korea Family Law Counseling Center (www.lawhome.or.kr, Tel. 1644-7077): It is the oldest legal institution in Korea and has 31 regional branches and 6 overseas branches.
- ③ Bar Association (www.koreanbar.or.kr, Tel. 02-3476-4000)
- ④ Human Rights Committee of the Korea-China Cultural Association www.k_cca.or.kr (Tel. 02-785-3117): Organization under the Korea-China Cultural Association.

오시는 길



본캠퍼스

찾아오는 길 : 1호선 부천역 3번 출구 도보 10분

대중교통

- ▶ 부천역(1호선) 2번출구 : 북부역 도보 및 남부역에서 버스 환승
- ▶ 버스노선 : 23-2, 31-9, 22, 83, 96, 61, 015(마을버스)
- ▶ 신중동역(7호선) 3번출구 : 도보 및 환승버스
- ▶ 버스노선 : 61, 60-1, 23-2, 6번

소사캠퍼스

찾아오는 길 : 1호선 소사역, 서해선 소재울역 2번 출구 도보 10분, 시흥 IC 인접

대중교통

- ▶ 소사역(1호선) 3번출구 맞은편 : 소사역 정류장에서 버스 환승
- ▶ 버스노선 : 71, 66, 3, 56

GLOBAL LANGUAGE CENTER OF BUCHEON UNIVERSITY

LIFE GUIDEBOOK FOR INTERNATIONAL STUDENTS AT BUCHEON UNIVERSITY

영어 | ENGLISH



부천대학교
BUCHEON UNIVERSITY

25 Shinheung-ro 56 Beon-gil, Bucheon-si Gyeonggi-do

T. 032) 610-0731

F. 032) 610-3222

<https://dept.bc.ac.kr/itntn/index.do>